

**CHILDREN'S  
MUSIC  
WORKSHOP**

**CHILDREN'S  
MUSIC  
WORKSHOP**

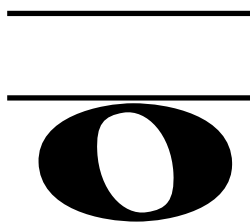

**CHILDREN'S  
MUSIC  
WORKSHOP**



# MUSIC FLASH CARDS

Directions:


1. Print the flash cards with your printer.
2. Fold each card on the dotted line.
3. Use for drills with notes on one side and the letter answer on the other.



G






B





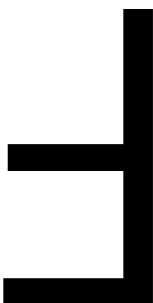


D






E








G






B








D






E








G








B







E

